



How To

Service Documents from APPI


Document: #HT000012

Document Title: Determine DPI of Zebra XiIII


Product(s): Any TiZ Printer

Procedure:


To determine the DPI (Dots Per Inch) capability of Zebra XiIII printers:



Unlatch the Print Head



Tilt Print Head Back





Move Ribbon to the side, and examine the sticker.



How To

Service Documents from APPI

On the sticker, there is a Ω symbol, if the number is 1000 or less, the Print Head is 200 dpi.



Higher than 1000 = 300dpi