



How To

Service Documents from APPI

Document: #HT000087

Document Title: Install Zebra Wireless Adapter


Product(s): T-375

Procedure:

Order Wireless Kit Part # TO-T2Z-P1032273



Locate the Zebra Logic Board inside the T-375.






How To

Service Documents from APPI

Attach the two (2) standoffs from the kit to the Logic Board as shown:




The Zebra Wireless Board is shown above. The 2 Connectors plug into the Zebra Logic Board.




How To

Service Documents from APPI



Logic Board Connectors




Connect the Wireless Board to the Logic Board.



How To

Service Documents from APPI



The antenna goes through the back panel of the T-375.



Secure the Wireless Board in place using the two (2) screws from the kit.