



How To

Service Documents from APPI

Document: #HT000099

Document Title: Adjust Bag Tear-Off Settings

Product(s): T-375

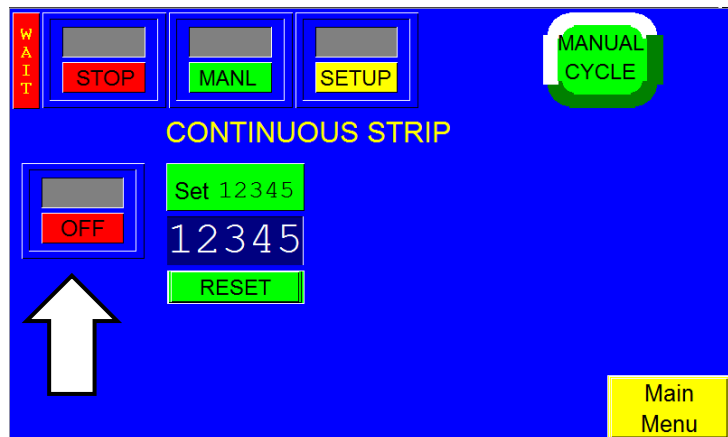
Procedure:

Bag Tear-Off can be affected by three different settings:

- Continuous Strip Option
- Reverse Speed Setting
- Reverse Distance Setting

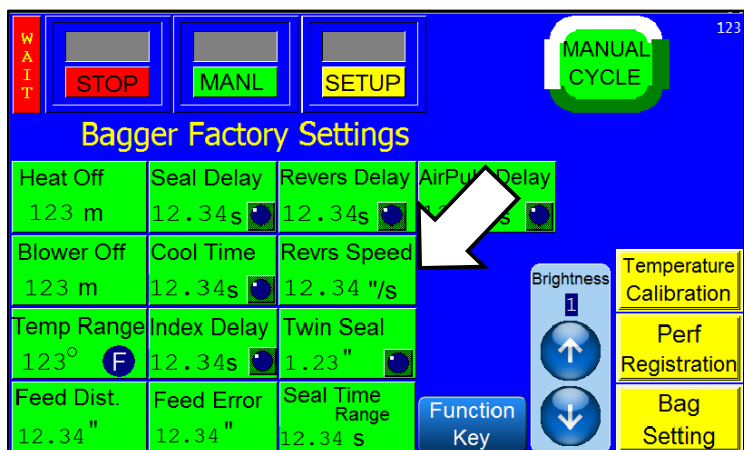
Continuous Strip Counter

The **Continuous Strip Option** allows bags to be sealed without being separated. Therefore, if this option is turned on, the bags will not automatically separate. To turn this option off, access the **Continuous Strip Counter Menu**, and turn “Continuous Strip” ‘OFF’.



Reverse Speed

The **Reverse Speed Control** is accessed through the “**Bagger Factory Settings**” menu. This controls the speed, in inches per second, at which the bagger reverses to separate the bag at the perforation.



How To

Service Documents from APPI

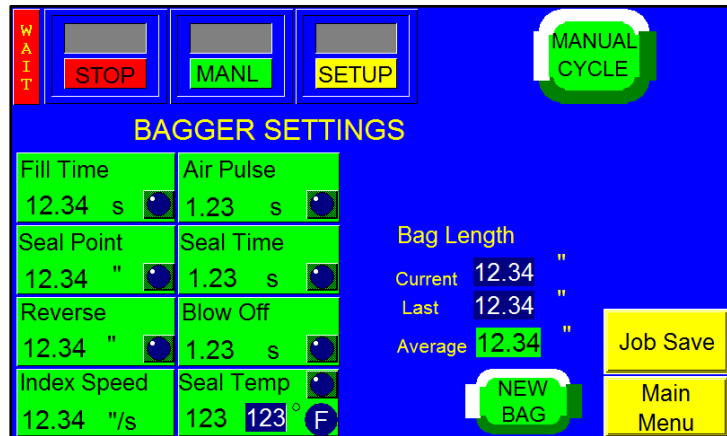
To change this setting, press the **"Revs Speed"** button, enter a value on the numeric keypad and press the **<ENT>** button.

The nominal speed is 1 to 2 inches per second.

Reverse Distance

This is the **Distance** (in inches) that the bag reverses to cause the perforation to break between the bags.

This is accessed through the **"Bagger Settings"** menu; the control is labeled **"Reverse"**.



For wider bags, the distance may need to be increased. A typical setting is between 0.5" and 1".