



How To

Service Documents from APPI

Document: #HT000002

Document Title: How to Activate/De-Activate Light Curtain

Product(s): T-375

Procedure:

To Activate:



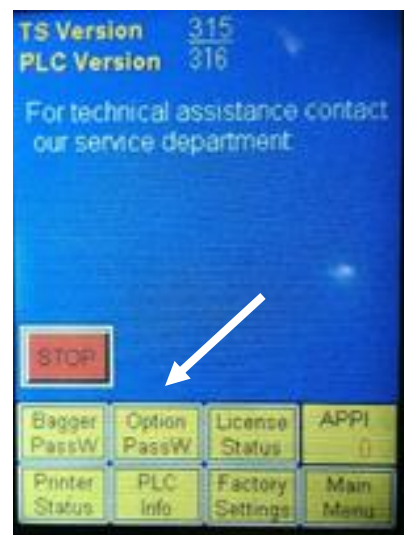
Press Main Menu



Press Tech Assist



Press 1001 then ENT




Press Option PassW



How To

Service Documents from APPI




Press Light Curtain



Press Activate Option



Press 0508, then ENT



Press Options



How To

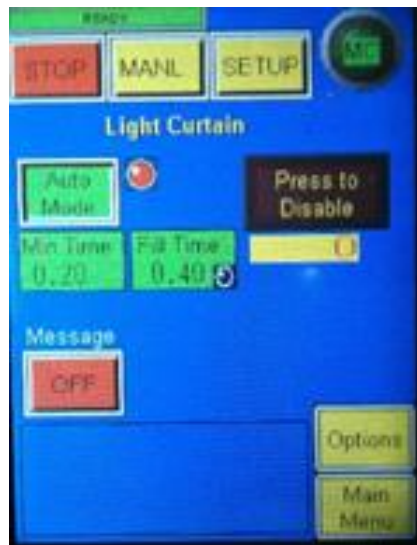
Service Documents from APPI



Press Light Curtain



Press Safe Mode



The Light Curtain is now Activated and in Auto Mode



How To

Service Documents from APPI

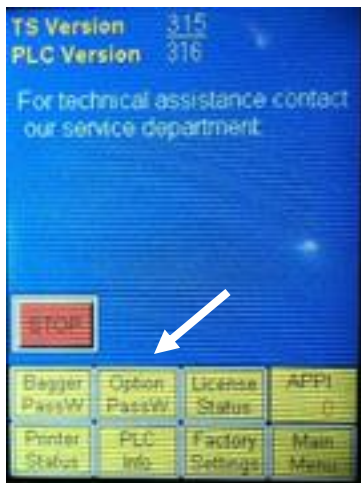
To De-Activate:



Press Tech Assist



Press 1001, then ENT



Press Option PassW

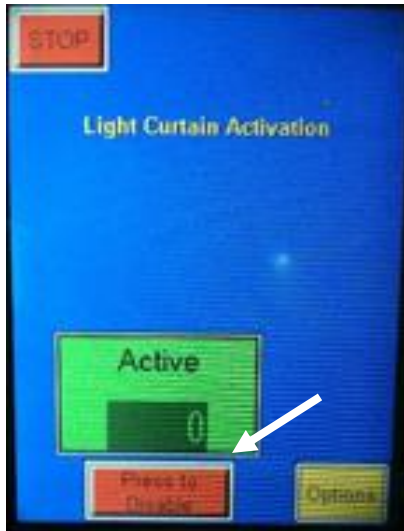


Press Light Curtain



How To


Service Documents from APPI



Press to Disable



Press 0508, then ENT



The Light Curtain is now De-activated or NA on the Options screen.