



How To

Service Documents from APPI

Document: #HT000098

Document Title: Adjust Bag Tear-Off Settings

Product(s): T-1000

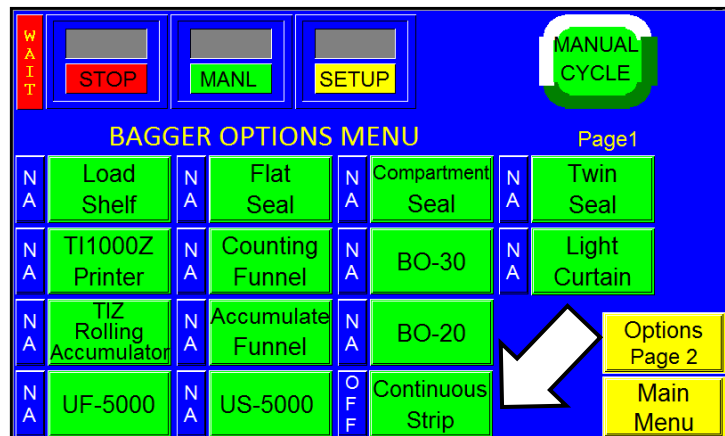
Procedure:

Bag Tear-Off can be affected by three different settings:

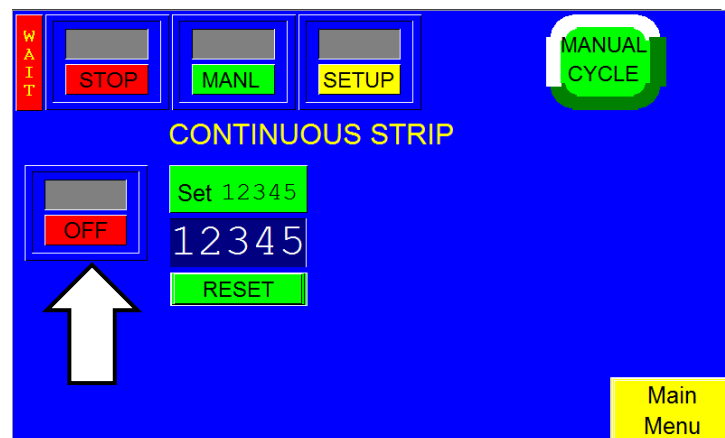
- Continuous Strip Option
- Reverse Speed Setting
- Reverse Distance Setting

Continuous Strip Option

The **Continuous Strip Option** allows bags to be sealed without being separated. Therefore, if this option is turned on, the bags will not automatically separate. To turn this option off, access Page 1 of the **Bagger Options Menu**, and select “**Continuous Strip**”.



On the “**Continuous Strip**” page, turn the option ‘**OFF**’.



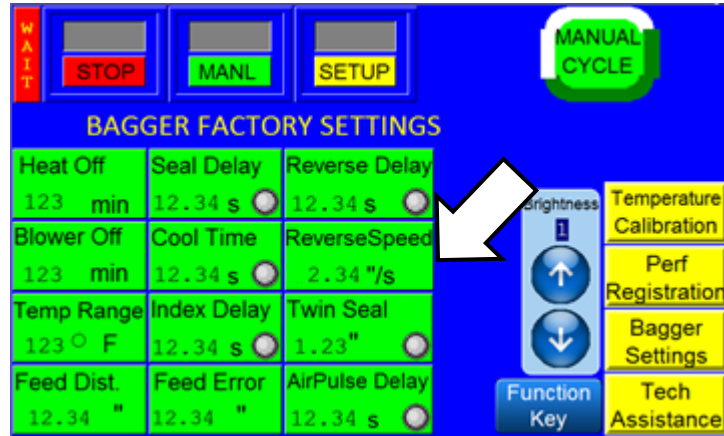


How To

Service Documents from APPI

Reverse Speed

The **Reverse Speed Control** is accessed through the “**Bagger Factory Settings**” menu. This controls the speed, in inches per second, at which the bagger reverses to separate the bag at the perforation. To change this setting, press the “**Reverse Speed**” button, enter a value on the numeric keypad and press the <ENT> button.

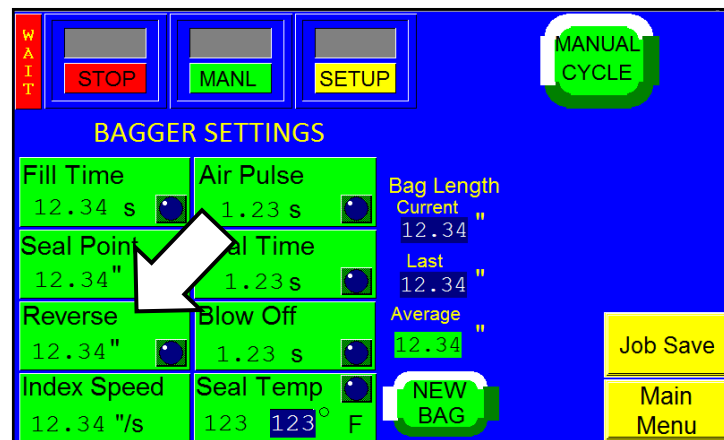


The nominal speed is 1 to 2 inches per second.

Reverse Distance

This is the **Distance** (in inches) that the bag reverses to cause the perforation to break between the bags.

This is accessed through the “**Bagger Settings**” menu; the control is labeled “**Reverse**”.



For wider bags, the distance may need to be increased. A typical setting is 1”.