



# How To

## Service Documents from APPI

**Document: #HT000006**

**Document Title: How to Diagnose PC Link Error**

**Product(s): T-1000**

**Procedure:**

If the PLC is communicating with the PLC on the Printer, S and R on COM 1 should be flashing. This should be on both PLCs Bagger and Printer.






# How To

## Service Documents from APPI



With a small screw driver open the Expansion Connector.




The Dial on the T-1000 Bagger should be set to 1.

The Dial on the Printer TIZ should be set to 2.




# How To

## Service Documents from APPI



T-1000 Bagger PLC



*Note: You should have Continuity from one PLC to the other on each wire.*



# How To

## Service Documents from APPI

