

ADVANCED POLY FAQ & HOW-TO DOCUMENT

Advanced Poly How-To

Advanced Poly Packaging, Inc. wanted to thank you for considering APPI for finding a solution to package your product. Furthermore, APPI kindly asks for a few moments of your time to go over the advantages of choosing our team and equipment in order to find you the best solution to meet or exceed your expectations. APPI wants to start with a brief history of our company to convey the scope of our foothold in the packaging solutions industry. APPI continues as a family company since the APPI first Founded by Tony Baker in 1979 as an engineering company and since then we have grown to mold packaging solutions that benefit companies like yourselves in respect to improved production growth, reduced labor cost, simple efficient solutions, material cost reduction, increase automation, and a dedicated customer service team to help along the way. In this letter APPI will discuss the history of Advanced Poly Packaging, Inc., the advantages of choosing APPI, the additional benefits and exceptional programs APPI has to offer, and finally a questions and answer segment at the end. APPI is the best choice for finding a packaging solution that will improve your packaging process alongside our proven simple elegance of design and engineering.

Contents

T-1000 HOW-TO	1
T-300/T-375 HOW-TO	2
US-5000/US-5500 HOW-TO	3
UCS/UC-2400/US-9000 HOW-TO	4
ST-1000 SHOP TOWEL	5

Questions?

Email

Service@advancedpoly.com

Call Toll Free:

(800) 754-4403

Main Office

(330) 785-4000

[MANUALS](#)

T-1000 HOW-TO



VIDEO: [T-1000 Introduction](#)
[MANUAL](#)

[T-1000-S14 Manual](#)

[T-1000-S18 Manual](#)

[T-1000-S14 HOW TO DOCS.](#)

[T-1000-S18 HOW TO DOCS](#)



How To Change and Install AF-10



VIDEO: [Change Bag Rolls](#)



VIDEO: [How To Set-Up Light Curtain](#)




VIDEO: [Change Ribbon NBO](#)




VIDEO: [How To Adjust BO-30](#)

HOW Install and Change Standard Funnels



VIDEO: [Install/remove Bag Deflator](#)



VIDEO: [Change Ribbon Inline](#)

HOW TO- VIDEO: [Bag Perf Registration](#)
HOW TO- VIDEO: [Threading Bag Horizontal](#)
HOW TO- Replace PLC battery
HOW TO-

SPEED COMPARE-[Inline VS NBO T-1000 Printing](#)

SPEED COMPARE-[T-375 vs Inline T-1000](#)

T-375/T-300 HOW-TO

[T-300 Manual](#)

[T-375 Manual](#)

T-300 Set-Up



VIDEO: [T-375 Set-Up](#)



VIDEO: [Install/remove Bag Deflator](#)



VIDEO: [T-375 Bag Changeover](#)

VIDEO: [T-375 Ribbon Changeover](#)

[T-300 HOW TO DOCUMENTS](#)

[T-375 HOW TO DOCUMENTS](#)

HOW TO-VIDEO: [Bag Perf Registration](#)
HOW TO- VIDEO: [Replace PLC battery](#)
HOW TO-

VIDEO: [How To Set-Up Light Curtain](#)


SPEED COMPARE-[Inline VS NBO T-1000 Printing](#)

SPEED COMPARE-[T-375 vs Inline T-1000](#)

US-5000 HOW-TO

[US-5000 Manuals](#)

VIDEO: [How to Set-Up US-5000](#)



US-5500 HOW-TO


[US-5500 Manuals](#)

VIDEO: [How To Set-Up US-5500 Net Weigh Kitting System](#)

Part 1

VIDEO: [How To Set-Up US-5500 Net Weigh Kitting System](#)

Part 2



UCS-2400 HOW-TO

[UCS-2400 Manuals](#)

[HOW TO DOCUMENTS](#)

VIDEO: [How To UCS-2400 Photo Eye Count Set-up](#)

VIDEO: [How To UCS-2400 Scales Set-up](#)

VIDEO: [How To UCS-2400 Job/Recipe Management](#)



VIDEO: [How To Set-Up a Bowl](#)

UC-2400/UC-300 HOW-TO

[UC-2400 Manuals](#)

VIDEO: [How To Set-Up a Bowl](#)

VIDEO: [HOW TO Set- Up a Photo Eye](#)

US-9000 HOW-TO

[US-9000 Manuals](#)

VIDEO: [How To Set-up a Part](#)

VIDEO: [US-9000 Part Set-Up](#)

ST-1000 Shop Towel HOW-TO

[HOW TO DOCUMENTS](#)

[ST-1000 Manuals](#)

VIDEO: [Scale:
How To Set-up a
Part](#)
PART ONE

VIDEO: [Scale:
How To Set-up a
Part](#)
PART TWO