



How To

Service Documents from APPI


Document: #HT000022

Document Title: Blue Roller Adjustment

Product(s): T-300/375

Procedure:

Move Handle to slightly separate the Blue Roller from the Steel Roller.





How To

Service Documents from APPI



Visually check the Gap between the Blue Roller and Steel Roller, the Gap should be the same all the way across.

Loosen Lock Nuts on both sides of Bagger with two 7/16 wrenches



(View from back of Bagger)




Turn Lock Nut to the right to loosen. While holding Turnbuckle, loosen Lock Nut.



How To

Service Documents from APPI



(View from back of Bagger)


Moving the Turnbuckle to the right will make the Gap wider.





How To


Service Documents from APPI



While making this adjustment, check for an even Gap between the Blue Roller and Steel Roller.



Open




Close

Open and Close the Rollers. You should feel it snap shut. It should not be real tight. If it is to tight, loosen both Turnbuckles and adjust for less Gap.



How To

Service Documents from APPI



When completed, tighten Lock Nuts and check again.