



How To

Service Documents from APPI


Document: #HT000026

Document Title: Platen Roller Replacement

Product(s): T-375

Procedure:

To remove the Platen Roller, first remove the two Flat Head Screws as shown.








How To

Service Documents from APPI

Slide the Bearing Housing and Roller out.



When installing new Bearings, make sure the Flange on Bearing is towards the inside of Roller.







How To

Service Documents from APPI

Slide Roller back into Bagger



Replace the two Flat Head Screws.