



How To

Service Documents from APPI

Document: #HT000069

Document Title: Identify TEC Models 472 and 572


Product(s): Ti-1000

Procedure:

Print Head:



Tec 472 (203 DPI)
The 472 Pixel strip is 4-½"
Part # TP-T2033704



Tec 572 (305 DPI)
The 572 Pixel strip is 5-¼"
Part # TP-T2033705

TEC Display:



(Front View)



How To

Service Documents from APPI



Tec 472
Part # TP-T2033601




Tec 572
Part # TP-T2029401

Note: When ordering either Display, specify what kind of connector is on the back of Display Board.



4-sided Connector



1-sided Connector



How To

Service Documents from APPI


Key Pad:



Tec 472 and 572

Part # TA-T20050

CPU BOARD:



Remove the side cover to view the CPU



How To

Service Documents from APPI

Look on the back of the Fins; the sticker will show either B-472 or B-572.



Tec 472
Part # TP-T2036401



Tec 572
Part # TP-T2036301



How To

Service Documents from APPI

Stepper Motor:



472 Stepper (Square)
Part # TP-T2035301



572 Stepper (Round)
Part # TP-T2035201

Belts:



Tec 472	Function	Tec 572
Part # TP-T2081001	Motor to Print Head	Part # TP-T2075001
Part # TP-T2075001	Motor to Grey Roller	Part # TP-T2076001

Note: TP-T2081001 has the number 210 on it. The TP-T2075001 has 200 on it, and TP-T2076001 has 190 on it.



How To

Service Documents from APPI

Recommended Ribbon for best quality:

Tec 472
Part # TH-APP-B-417

Tec 572
Part # TH-APP-B-512